

Friends of Hue
Smart Switch

Get Started

SE\IC



Requires a Philips Hue Bridge (v2)
and Philips Hue app for Android or
iOS for initial setup.



Learn more on meethue.com

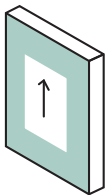
Mounting and Configuring Your New Switch



1. Choose a location

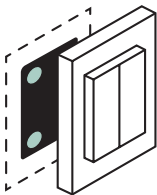
You can use the switch on any flat surface like a table. Alternatively, you can also mount the switch on a wall. To do so, first choose a clean and dry location. Peel off the white backside of the included black adhesive foil. Place the foil exactly where you want your switch. Apply an adhesive dot to each of the designated corners of the foil.





2. Line up switch

Line up your switch with the foil, making sure your switch is facing the right direction (the arrow on the back must be pointing upwards).



3. Stick switch to wall

Remove the plastic coverings from the adhesive dots and press the backside of your Friends of Hue Smart Switch firmly on top of the foil.



4. Configure switch

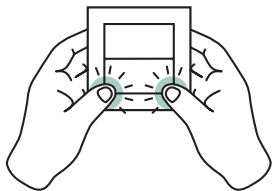
Use the Philips Hue App on your mobile device to set up your switch.

1. Open the **Philips Hue App**
2. Click on **Settings**
3. Select **Add Accessory**
4. Select **Friends of Hue Switch**
5. Select **Senic Friends of Hue Switch**
6. Your switch is now connected.

The app will now guide you through configuring your switch.

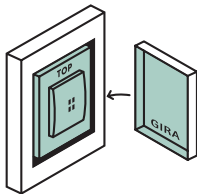
Single Rocker Installation*

* You must pair the smart switch with the Philips Hue App using the double rockers before replacing them with the single rocker.



1. Remove double rockers

Firmly press on the outer edge of both single rockers so the rockers pop out.



2. Align switch & single rocker

Make sure to align the switch so you can read **Top** on the inside of the switch and **Gira** on the inside of the single rocker.



3. Install single rocker

Firmly press on the center of the switch with both thumbs until the rocker pops into position.



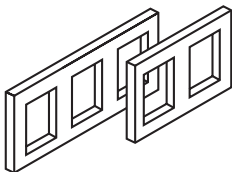
4. Setup in Hue App

Inside the Philips Hue App, you will still see the double rocker setup as before. Only the right side of the switch will now trigger actions like **On/Off** or **Dimming**.

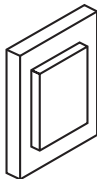


Please keep the double rockers in a safe place in case you make changes to your system. With the single rocker setup, you can only use 'On/Off' and Dimming for one room.

Extra parts available



Mehrfachrahmen



Single rocker

Single rocker faceplates and multiple-port switch frames are available through [senic.com](https://www.senic.com) - explore new ways to integrate smart lighting control into your home.

Talk to us

Have thoughts, feedback or questions? You can always reach the Senic team directly at hi@senic.com.

For more information on general terms and conditions for sales, returns and warranties, as well as the software and end user license agreement for Senic products, visit www.senic.com/legal.

Support and FAQ

www.senic.com/help

Terms and Conditions

www.senic.com/legal

Product Information

USAGE

Requires a Philips Hue Bridge (v2) and Philips Hue App for Android or iOS for initial setup. Learn more on meethue.com

This product is compatible with Apple Homekit through the Hue Bridge.

PRIVACY POLICY

Full privacy policy and terms and conditions can be found at www.senic.com/legal.

Please be informed that Signify will have access to your personal and usage data via the Hue bridge. In order to understand how Signify processes your personal data and usage data please read respectively Signify's privacy notice and terms of use which can be found on www.meethue.com.

REGULATORY INFO

All regions

Modifications made to the product, unless expressly approved by Senic GmbH, could void the user's authority to operate the equipment.

Europe — EU Declarations of Conformity

Senic GmbH, Pfüelstrasse 5, Berlin DE 10997 declare under our sole responsibility that the product(s) Friends of Hue Smart Switch, Model Number(s) FOH-BL, FOH-WH is/are in conformance with the following standards:

- EN301489-17:V3.2.0
- EN61000-6-2:2005
- EN61000-6-4:2007+A1:2011
- EN300328:V2.1.1
- EN60950-1:2006+A11:2009+A1:2010+A12:2011+A2:2013
- EN60669-1:2018
- EN62479:2010

Following the provisions of the Directive 2014/53/EU.

A copy of the EU declaration of conformity is available online at www.senic.com/compliance.

North America — FCC & IC Compliance

Contains FCC ID: SZV-PTM215Z

Contains IC: 5713A-PTM215Z

Canada (IC) requirements

Complies with Canadian ICES-003 and also with part 15 of the FCC rules. Operation is subject to the following conditions: (1) this device may not cause harmful interference, and (2) this device must accept any interference received including interference that may cause undesired operation.

Cet appareil numérique de la classe B est conforme à la norme NMB-003 du Canada ainsi qu'aux CNR d'Industrie Canada applicables aux appareils radio exempts de licence. L'exploitation est autorisée aux deux conditions suivantes: (1) l'appareil ne doit pas produire de brouillage, et (2) l'utilisateur de l'appareil doit accepter tout brouillage radioélectrique subi, même si le brouillage est susceptible d'en compromettre le fonctionnement.

The term "IC:" before the radio certification number only signifies that Industry Canada technical specifications were met.

Modifications made to the product, unless expressly approved by Senic GmbH, could void the user's authority to operate the equipment.

US (FCC) requirements

See FCC & IC Compliance.

NOTE: This equipment has been tested and found to comply with the limits for a Class B digital device, pursuant to Part 15 of the FCC Rules. These limits are designed to provide reasonable protection against harmful interference in a residential installation. This equipment generates, uses, and can radiate radio frequency energy and, if not installed and used in accordance with the instructions, may cause harmful interference to radio communications. However, there is no guarantee that interference will not occur in a particular installation. If this equipment does cause harmful interference to radio or television reception, which can be determined by turning the equipment off and on, the user is encouraged to try and correct the interference by one or more of the following measures:

- Reorient or locate the receiving antenna
- Increase the separation between the equipment and receiver
- Connect the equipment into an outlet on a circuit different from that to which the receiver is connected
- Consult the dealer or an experienced radio/TV technician for help

SAFETY INFORMATION

Important safety instructions:

- Read, keep and follow these instructions.
- Heed all warnings.
- Do not use Senic products near water or expose Senic products to dripping or splashing of any liquid.
- Do not place objects filled with liquids such as vases near or on Senic products.
- Clean only with a dry soft cloth. Household solvents and cleaners can damage the finish on your Senic products.
- Do not install or mount Senic products near any heat sources such as radiators, heat registers, stoves or other apparatus (including amplifiers) that produce heat.
- Only use attachments/accessories and power supplies specified by Senic GmbH.
- Do not attempt to fix the product yourself. If you are experiencing problems with your Friends of Hue Smart Switch, please contact Senic at support@senic.com. Do not attempt to repair Senic products yourself.
- Disassembly of Senic products may cause damage to the product or injury to the user.
- If your Senic product malfunctions in any way, please contact support@senic.com. Do not attempt to use or repair a malfunctioning Senic product.
- Senic products contain components that emit electromagnetic fields. These fields and the magnets in Senic products may interfere with certain medical devices, including but not limited to pacemakers and defibrillators.
- Please maintain a safe distance between your medical device and Senic products.
- Senic products are not recommended for use by children under the age of 8 or by persons with limited physical, sensory or mental capacities - unless they are supervised or instructed in the safe use of the device and understand the hazards involved.

LIMITED WARRANTY

For online support, visit www.senic.com/help. Dispose in accordance with applicable legislation.

The WEEE symbol means that your Friends of Hue Smart Switch must be disposed of separately from general household waste.

When your Friends of Hue Smart Switch reaches its end of life, take it to the designated waste collection point in your area for safe disposal or recycling. By doing this, you'll conserve natural resources, protect human health and help the environment.

Operation in the 2400 MHz frequency range is restricted to indoor use only.

A minimum separation distance of 20cm must be maintained between the user's body and the device,

including the antenna during body-worn operation to comply with the RF exposure requirements in Europe.

Apple and the Apple logo are trademarks of Apple Inc., registered in the U.S. and other countries.

App Store is a service mark of Apple Inc.

Google Play is a trademark of Google Inc.

Hue, Friends of Hue, and all related logos are trademarks of Signify Holding.

Philips is a trademark of Koninklijke Philips N.V.

THIS LIMITED WARRANTY CONTAINS IMPORTANT INFORMATION ABOUT YOUR RIGHTS AND OBLIGATIONS, AS WELL AS LIMITATIONS AND EXCLUSIONS THAT MAY APPLY TO YOU AS PART OF THE TERMS AND CONDITIONS OF SALE IN EFFECT AT THE TIME YOU PURCHASE A SENIC PRODUCT.

This Limited Warranty gives you specific legal rights. You may also have other legal rights that vary by state, province or jurisdiction. For example, these rights may include your rights under the Directive 99/44/EC of the European Parliament on Certain Aspects of Sale of Consumer Goods and Associated Guarantees and other enactments governing the sale of goods.

The disclaimers, exclusions and limitations of liability under this Limited Warranty will not apply to the extent prohibited by applicable law.

For a full description of your legal rights, you should refer to the laws applicable in your jurisdiction, and you may wish to contact a relevant consumer advisory service. This Limited Warranty is in addition to your legal rights in relation to the Products and does not affect your statutory rights.

1. What this limited warranty covers

Senic GmbH ("Senic") guarantees the owner of the enclosed product that the product contained in this box ("Product") will be free from defects in materials and workmanship for a period of two years from the date of delivery following the original retail purchase (the "Warranty Period"). If the Product fails to conform to this Limited Warranty during the Warranty Period, Senic will, at its sole discretion, either (a) repair or replace any defective Product or component; or (b) accept the return of the Product and refund the money actually paid by the original purchaser for the Product. Repair or replacement may be made with a new or refurbished product or components, at Senic's sole discretion, to the extent that this is permitted by local laws in your jurisdiction. If the Product or a component incorporated within it is no longer available, Senic may, at Senic's sole discretion, replace the Product with a similar product of similar function. Any Product that has either been repaired or replaced under this Limited Warranty will be covered by the terms of this Limited Warranty for the length of (a) ninety (90) days from the date of delivery of the repaired Product or Replacement Product, or (b) the remaining Warranty Period. This

Limited Warranty is transferable from the original purchaser to subsequent owners, but the Warranty Period will not be extended in duration or expanded in coverage for any such transfer.

2. Total satisfaction return policy

If you are the original purchaser of the Product and you are not satisfied with this Product for any reason, you may return it, at your cost, in its original condition, within thirty (30) days of the original purchase on www.senic.com and receive a full refund.

3. Warranty conditions: how to get service if you want to claim under this Limited Warranty

Before making a claim under this Limited Warranty, the owner of the Product must (a) notify Senic of the intention to claim by visiting www.senic.com/help during the Warranty Period and providing a description of the alleged failure, and (b) comply with Senic's return delivery instructions. Senic will have no warranty obligations with respect to a returned Product if it determines, at its reasonable discretion after examination of the returned Product, that the Product is an Ineligible Product (defined below). The owner bears all return delivery costs of the Product, including depreciation of value.

4. What this limited warranty does not cover

This Limited Warranty does not cover the following (collectively "Ineligible Products"): Products marked as "Sample" or "Not for Sale", or sold "AS IS"; or Products that have been subject to: (a) modifications, alterations, tampering, or improper maintenance or repairs; (b) handling, storage, installation, testing or use not in accordance with the user's guide or other instructions provided by Senic; (c) abuse or misuse of the Product; (d) breakdowns, fluctuations or interruptions in the electricity supply or the telecommunications network; or (e) Acts of God, including, but not limited to lightning, flood, tornado, earthquake or hurricane. This Limited Warranty does not cover consumable parts, including batteries, unless damage is due to defects in materials or workmanship of the Product or software (even if such consumable parts or software are packaged or sold with the Product). Senic recommends using only authorised service providers for maintenance or repair. Unauthorised use of the Product or software can impair the Product's performance and may invalidate this Limited Warranty.

5. Disclaimer of warranties

Except as stated above in this Limited Warranty, and to the maximum extent permitted by applicable law, Senic disclaims all express, implied and statutory warranties and conditions with respect to the Product, including the implied warranties of merchantability and fitness for a particular purpose. To the maximum extent permitted by applicable law, Senic also limits the duration of any applicable implied warranties or conditions to the duration of this Limited Warranty.

6. Limitation of damages

In addition to the warranty disclaimers above, in no event will Senic be liable for any indirect, consequential, incidental, exemplary or special damages, including any damages for lost data or lost profits, arising from, or relating to this Limited Warranty or the Product, and Senic's cumulative liability arising from, or related to this Limited Warranty or the Product will not exceed the amount actually paid for the Product by the original purchaser.

7. Limitation of liability

If you choose to use them, online services offered by Senic Inc. and its affiliate Senic GmbH, ("services") provide you with information ("Product Information") regarding your Senic products or other peripherals connected to your products ("Product Peripherals"). The type of Product Peripherals that may be connected to your product may change from time to time. Without limiting the generality of the disclaimers above, all Product Information is provided for your convenience, "as is" and "as available". Senic or its affiliate does not represent, warrant or guarantee that Product Information will be available, accurate or reliable, or that Product Information or use of the services or product will provide safety in your home. You use all Product Information, the services and the product at your own discretion and risk you will be solely responsible for (and Senic and its affiliate disclaim) any and all loss, liability or damages, including to your wiring, fixtures, electricity, home, product, Product Peripherals, computer, mobile device, and all other items and pets in your home, resulting from your use of the Product Information, services or product. Product Information provided by the services is not intended as a substitute for direct means of obtaining the information.

8. Variations that might apply to this limited warranty

Some jurisdictions do not allow limitations on how long an implied warranty lasts or specific exclusions, so some of the limitations set out above may not apply to you. If any court or relevant authority decides that any of these limitations is unenforceable, it should be deemed modified to the minimum extent necessary to make it enforceable. If this modification is not possible, the relevant provision should be deemed deleted. Any modification or deletion will not affect the validity of the rest of this Limited Warranty.

9. Contact Information

Please direct any questions about this Limited Warranty to Senic GmbH, address located at www.senic.com/help.